

Transducer



Select the Transducer Type depending on the operating environment and cleaning equipment.

สามารถเลือกหัวทรานสดิวเซอร์ ให้เหมาะสมกับลักษณะการใช้งานแต่ละประเภท



Type of Transducer Unit


Type : A



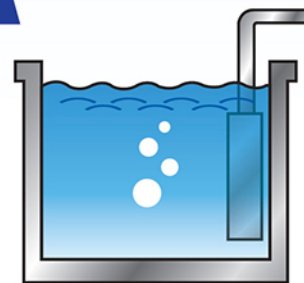

Type : C



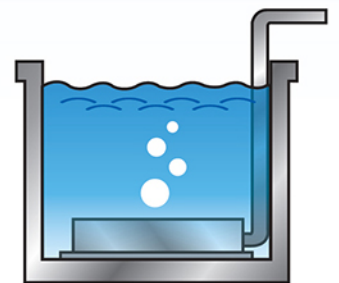
Type : B



Type : D



Side-Mounted



Base-Mounted

- By precise adhesion, minimized output decreasing and coming off the transducer
- Used excellent BLT transducer to make get consistent output
- Attaching to any tanks is possible in using flange type, flexible type or plate type
- Decreased erosion and get long life by coating hard chrome on the surface of case

Standard Size (mm.)	
600 W	L300 x W200 x H100
900 W	L300 x W200 x H100
1200 W	L400 x W300 x H100
1500 W	L500 x W300 x H100
1800 W	L400 x W400 x H100

* According to User's Need ,Design can be changed.

* ขนาดสามารถปรับเปลี่ยนได้ตามความต้องการ